

Financial Markets

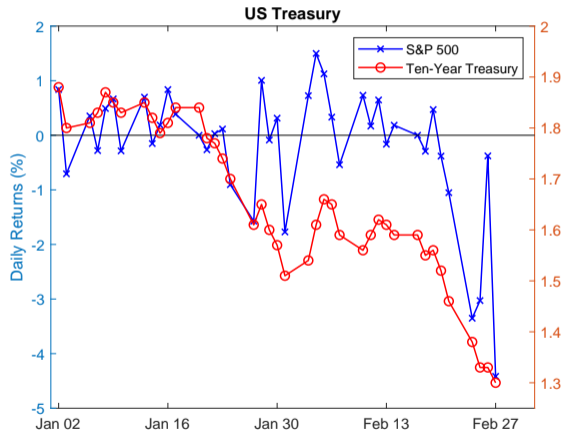
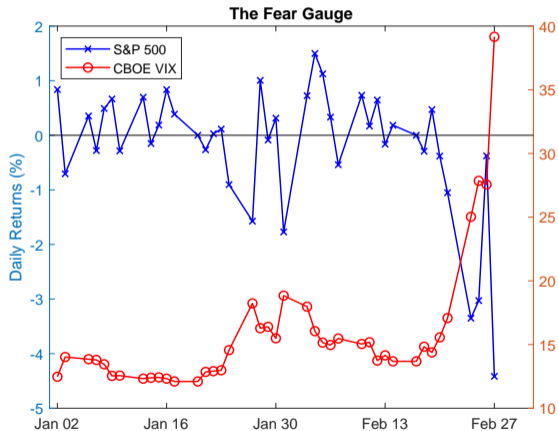
Class 0: Testing

Jun Pan

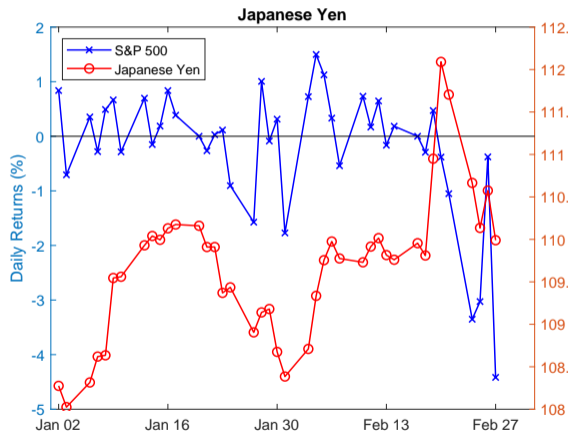
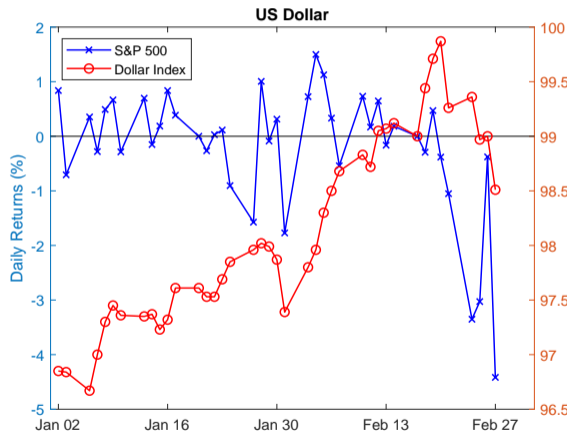
**Shanghai Advanced Institute of Finance
Shanghai Jiao Tong University**

February 28, 2020

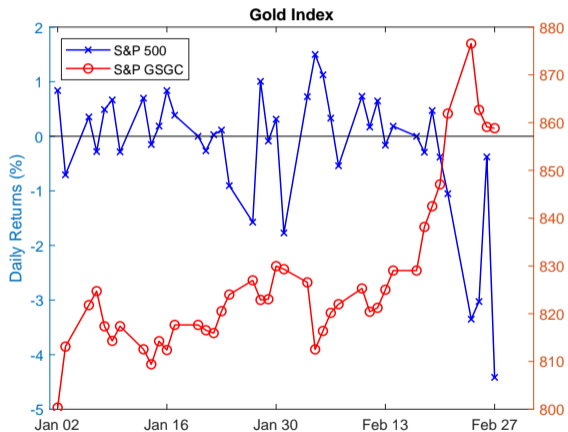
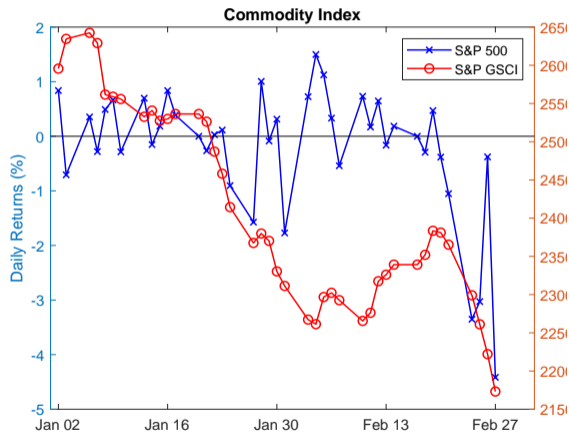
Financial Markets Amidst Coronavirus Fears



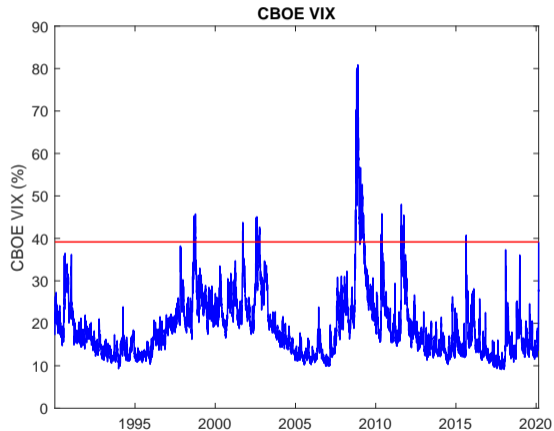
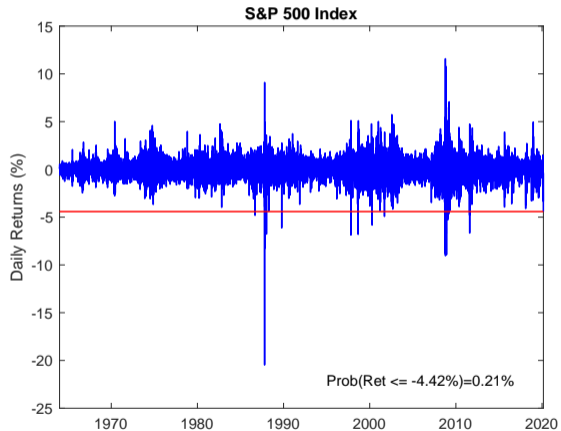
Financial Markets Amidst Coronavirus Fears



Financial Markets Amidst Coronavirus Fears



In Historical Perspective



Worst-Day Returns

1	10/19/1987	-20.47	19	11/12/2008	-5.19
2	10/15/2008	-9.03	20	10/16/1987	-5.16
3	12/1/2008	-8.93	21	11/6/2008	-5.03
4	9/29/2008	-8.79	22	9/17/2001	-4.92
5	10/26/1987	-8.28	23	2/10/2009	-4.91
6	10/9/2008	-7.62	24	9/11/1986	-4.81
7	10/27/1997	-6.87	25	8/4/2011	-4.78
8	8/31/1998	-6.80	26	9/15/2008	-4.71
9	1/8/1988	-6.77	27	9/17/2008	-4.71
10	11/20/2008	-6.71	28	3/2/2009	-4.66
11	8/8/2011	-6.66	29	2/17/2009	-4.56
12	10/13/1989	-6.13	30	8/18/2011	-4.46
13	11/19/2008	-6.12	31	2/27/2020	-4.42
14	10/22/2008	-6.10	32	8/10/2011	-4.42
15	4/14/2000	-5.83	33	4/14/1988	-4.35
16	10/7/2008	-5.74	34	3/12/2001	-4.32
17	1/20/2009	-5.28	35	4/20/2009	-4.28
18	11/5/2008	-5.27	36	3/5/2009	-4.25